

User Manual



Trust your number. Not your emotions.

What is Number 15?

Number 15 is a stock alert app — not a prediction tool.

- ⬆️ Alerts you when your stock hits the % you set
- ✗ Does NOT predict markets
- ✗ Does NOT recommend what to buy or sell
- ✓ Reminds you of the principle YOU decided
- ✓ Works while you sleep, drive, or do anything else

"Trust your number. Not your emotions."



Rise Alert

+15%

Triggered when the stock drops from the previous close by your set percentage.



Drop Alert

-15%

Triggered when the stock rises from the previous close by your set percentage.

Core Philosophy

Loss Aversion

People feel more pain from losses than pleasure from gains. Set your number before emotions take over.

Disposition Effect

Investors tend to sell winners too early and hold losers too long. A fixed rule breaks that pattern.

Your Rule. Your Call.

Number 15 only tells you when your number is reached. All decisions and responsibility are yours.

Getting Started

1 Search a Stock

Tap the Search icon. Type a company name or ticker (e.g. AAPL, TSLA). Select to add to your List.

2 Set Your Threshold

Go to Settings. Set your Drop Alert % (red) and Rise Alert % (green). This is your number.

3 Wait for Alerts

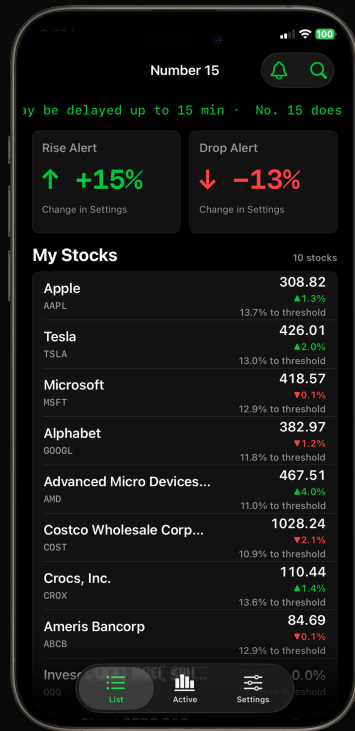
The server checks every 15 min. When your threshold is crossed, you get a push notification — day or night.

4 Check Alerts

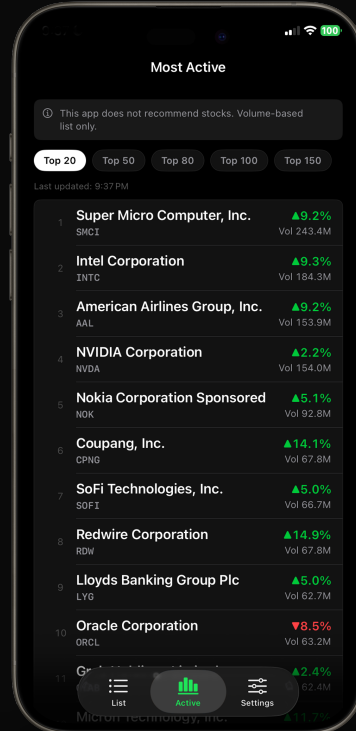
Open the Alerts inbox to see all notifications. Each shows the ticker, % change, price, and time.

UI & Navigation Overview

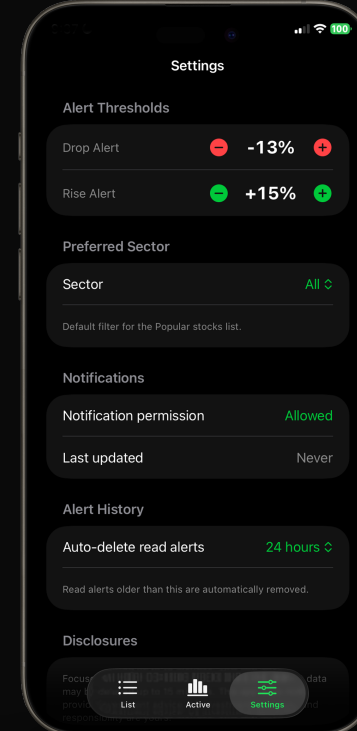
1. List Tab (My Stocks)



2. Active Tab (Most Active)

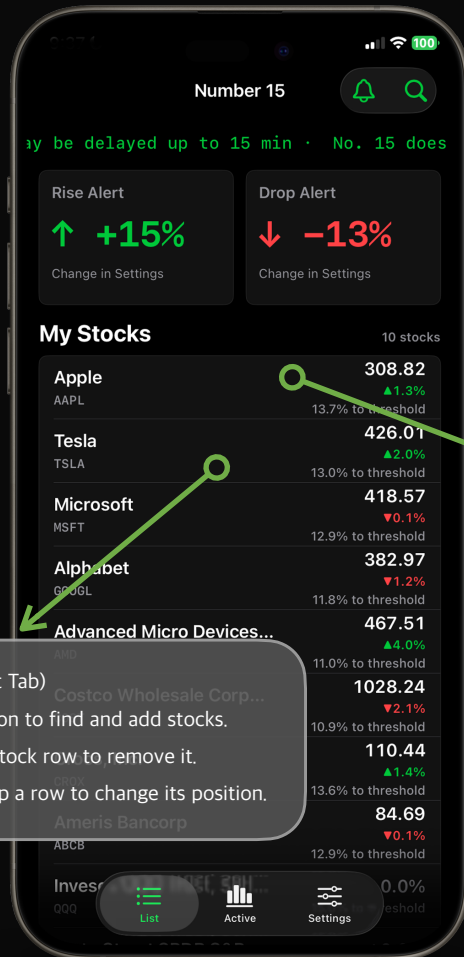


3. Setting Tab



The app is thoughtfully designed around three main tabs for effortless navigation.

List Tab (My Stocks)



All Watchlist Editing (List Tab)

- Add: Tap the search icon to find and add stocks.
- Delete: Long-press a stock row to remove it.
- Reorder: Drag and drop a row to change its position.

Thresholds: Displays your set Rise/Drop percentages prominently at the top.

Stock Details Overview



Tap any stock in your list to view its comprehensive details:

• Interactive Chart

-Track price movements across multiple timeframes (1D / 1W / 1M / 3M / YTD / 1Y / 5Y / MAX).

-Note: The **LIVE** button is displayed exclusively during market hours.

• Alert History

-Displays a chronological log of past triggered alerts (up to 10 logs per stock).

-Shows exact timestamp, alert direction (Rise/Drop), price, and change percentage.

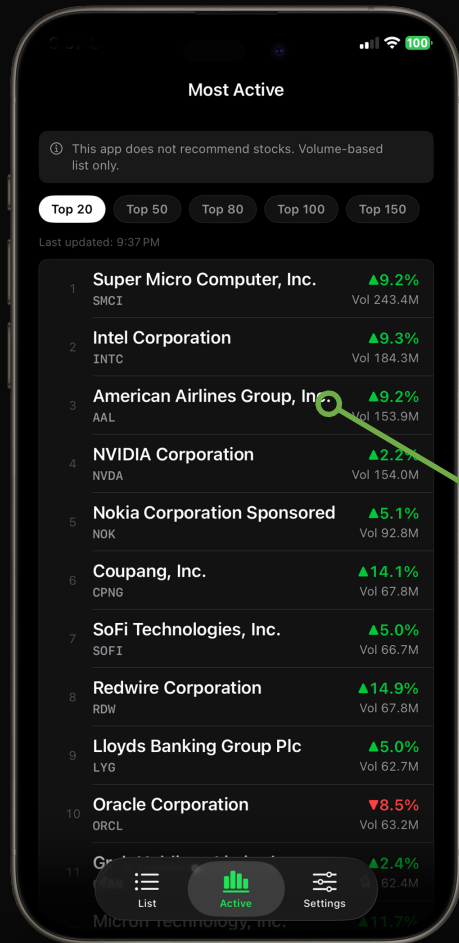
• Key Stats

-**Day / 52-Week Range:** Visualizes current prices within daily and yearly extremes.

-**Volume & Prev Close:** Shows total shares traded and the prior day's final price.



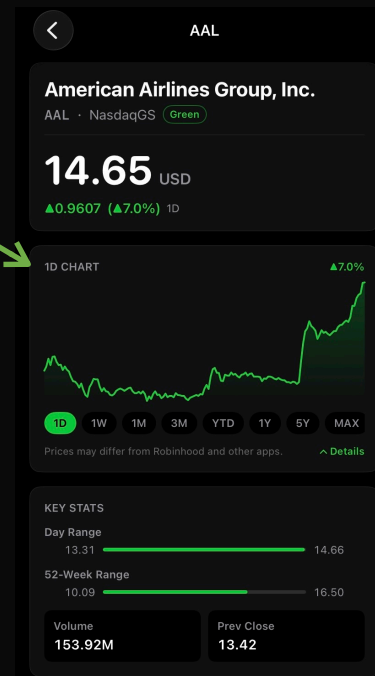
Active Tab (Most Active)



Volume-Based Rankings: Displays real-time statistical data of the market's most heavily traded stocks, viewable up to the **Top 150**.

Pure Statistics Only: This is strictly a data-driven trading volume list—**not a stock recommendation or advisory list**.

Active Stock Details Overview



Tap any stock in the Active list to view its real-time statistical breakdown:

Ticker Info

- Displays the company name, ticker symbol, and listing exchange.
- Shows the current price along with the daily change value (\$ and %).

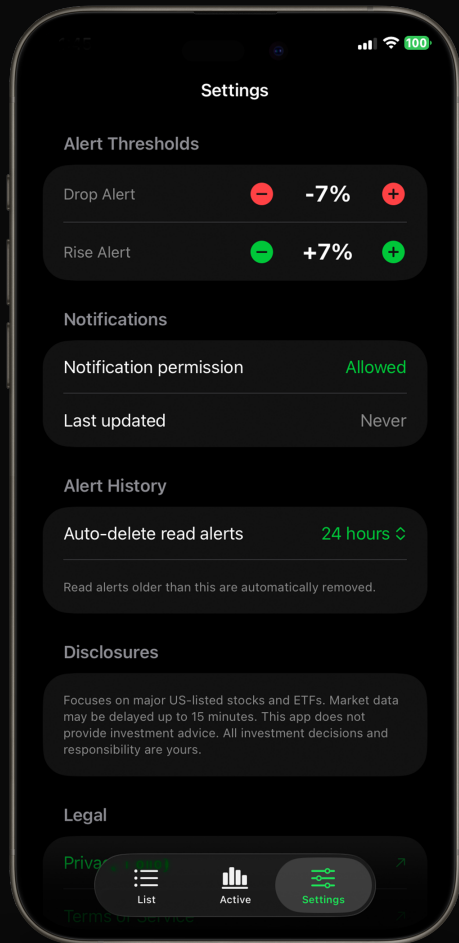
Timeframe Charts

- Switch between 8 intervals to view historical charts: 1D / 1W / 1M / 3M / YTD / 1Y / 5Y / MAX.
- The LIVE button automatically activates to show real-time intraday paths during market hours.

Key Stats

- Day / 52-Week Range: Linear gauges indicating where the current price sits relative to daily and yearly highs/lows.
- Volume: The total number of shares traded during the current session.
- Prev Close: The final closing price from the previous regular trading day.

Setting



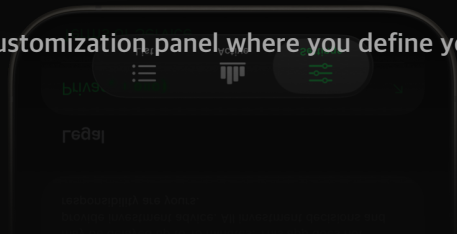
Alert Thresholds Adjustment: Fine-tune your target **Drop Alert** and **Rise Alert** values globally using the interactive plus/minus buttons. Adjustments are instantly applied across your entire stock list.

Notifications State: Quick readouts showing current system level notification permissions and the absolute timestamp of the latest server-side background sync.

Alert History Auto-Delete: Choose your preferred timeline layout to automatically clear out read notifications after a set period (**24 hours / 48 hours / 72 hours / 1 week / 1 month**).

Disclosures & Legal: Contains core operational text mapping data latencies (up to 15 minutes) alongside direct navigational links for privacy policies and terms of service.

- The dedicated customization panel where you define your global automation preferences.



Alerts & Mute Management

Alerts OK

Mute

TSLA -15.2%
Jun 13 at 2:30 PM

AAPL +15.8%
Jun 13 at 2:30

AMD -10.9%
Jun 13 at 2:30

Toda

TSLA ▼7.2%
Jun 13 at 1:30 PM

AAPL ▲7.8%
Jun 13 at 1:30 PM

AMD ▼5.9%
Jun 13 at 1:30 PM

▶ Jun 13

▶ Jun 12

All Saved & Auto-Delete

- All alerts sent from the server are delivered and saved to your inbox without any missing data.
- Once confirmed, read alerts are not immediately deleted but archived; they will be automatically removed after a set period.
- You can freely adjust how long they are kept (24h / 48h / 72h / 1w / 1m) in the Settings tab depending on your preference.

Mute & Snooze

Mute · Off 1h 3h 6h 24h

- If notifications become overwhelming, use the Mute (Snooze) button located at the top of the Alerts screen to temporarily pause them.
- Select your desired mute duration (1h / 3h / 6h / 24h) to instantly silence all incoming notifications.
- Once the chosen duration expires, alerts will automatically resume without requiring any manual adjustment.

Important Disclaimers



Data Delay

Market data may be delayed up to 15 minutes. Always check your brokerage for real-time prices before making any decision.



Price Differences

Number 15 shows regular market closing prices. Apps like Robinhood may include after-hours trading, causing different prices.



Not Investment Advice

Number 15 does not predict markets, recommend stocks, or suggest buy/sell actions. All investment decisions and responsibility are yours.



Alert Reliability

Alerts are sent server-side every 15 minutes. Ensure notifications are enabled on your device for reliable delivery.

FAQ

Q Why didn't I get an alert?

Check your notification permissions in iOS Settings. Also verify the stock is in your List and your threshold is set.

Q Why is the price different from my broker?

Number 15 shows regular market closing prices. Your broker may show after-hours prices. See the Details link on any stock chart.

Q Will I get the same alert repeatedly?

Alerts fire when the value changes. Identical price and % from the last alert will not repeat.

Q Can I snooze alerts for a stock?

Yes. Swipe on a stock or use the Snooze option: Off / 1h/3h/6h/24h. Alerts resume automatically after the snooze period.

Q How do I remove a stock?

Swipe left on the stock in your List and tap Delete.